



WEEK 10 : Learning Project - The Rainforest Online

Age Range: Y3/4

Staying active is really important when you are at home. There are lots of resources, here are just a few to use!

[Joe Wicks PE sessions](#)

[Go Noodle](#)

[Super movers!](#)

[iMoves](#)

[Cosmic Kids Yoga](#)

Weekly Reading Tasks

Weekly Spelling Tasks

Year 3 - Revision	Year 4
treasure	decide
enclosure	exercise
adventure	fruit
television	purpose
enormous	early
question	straight
musician	earth
percussion	describe
mansion	favourite
mysterious	occasion

Remember to practise your spellings on [sumdog](#)

Monday- Can your child create a rainforest canopy to curl up with a book under? This could be made from paper, bed sheets or anything else that's suitable.

Monday- Ask your child to mind map words associated with the rainforest. They can then put these words into alphabetical order.

Tuesday- Read online together about rainforests. Ask your child to take a look at these [facts about rainforests](#) to get started! Can they create a rainforest quiz?

Tuesday- Practise spelling these words: **young, touch, double, trouble, country**. Can your child identify the spelling rule? The 'u' sound spelt 'ou'.

Wednesday- Ask your child to find a recipe involving chocolate and encourage them to make it. They can learn about where chocolate derives [here](#).


Wednesday- Your child could be a [Crystal Explorer](#) and improve their spelling. Can they list synonyms (words with the same meanings) for practised words?

Thursday- Ask your child to read food labels and identify any foods in the kitchen that contain: bananas, cocoa, chocolate, cinnamon or blackpepper.

Thursday- Picture this. Choose 5 [Common Exception](#) words and draw a picture to represent each word, write the word underneath and use it in a sentence.

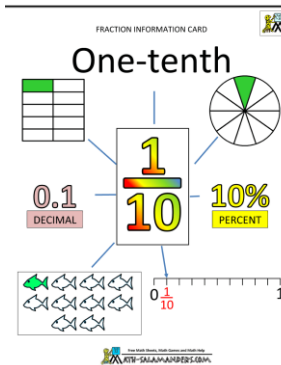
Friday- Visit [Authorfy.com](#) and register for free. Your child can listen to Katherine

Friday- Choose 10 new topic words related to the rainforest and learn to spell

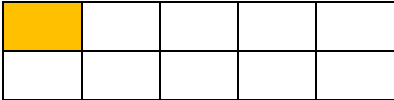
Rundell's masterclass on her book The Explorer, based in the Amazon rainforest.	them. Write the definitions to form a rainforest glossary.
Weekly Writing Tasks	Weekly Maths Tasks- Fractions Choose a task or tasks from each day. These are to be used flexibly
Monday- Visit the Literacy Shed for this wonderful resource on The Alchemist's Letter or write an acrostic poem using the letters: R A I N F O R E S T .	Monday- Ask your child to draw your own fraction wall and then use this to find equivalent fractions .This will support them over the week. White Rose Maths online daily maths lessons Bitesize Maths online daily maths lessons CODE Maths Hub Daily Fluency Activities - Day 1 Week 5
Tuesday- Ask your child to research how humans are destroying the rainforest . Get them to write an information report about this. Can they include maps that demonstrate how large the rainforests were compared to now? Include an introduction, 3 or 4 ways that rainforests are being destroyed and a conclusion.	Tuesday- Ask your child to practise adding(Y3) and adding and subtracting fractions(Y4) on this game . Click on green 'like' bubble and 'up to 1' purple bubble . White Rose Maths online daily maths lessons Bitesize Maths online daily maths lessons CODE Maths Hub Daily Fluency Activities - Day 2 Week 5
Wednesday- Your child can look at images of the rainforest then write a setting description. Encourage them to start at the top of the image and work down.	Wednesday- Explore writing different fractions (Y3) and fractions and decimals (Y4) Empty 10 objects (which contain different colours) them out onto a plate and write down what fraction are red, what fraction are yellow, etc. The denominator is the total number of objects . and the numerators are the different colours. You could use coloured buttons,Lego, fruit etc.  For example: Fractions $\frac{4}{10}$ = blue $\frac{3}{10}$ = red $\frac{2}{10}$ = green $\frac{1}{10}$ = orange 0.4 = blue 0.3 = red 0.2 = green 0.1 = orange White Rose Maths online daily maths lessons Bitesize Maths online daily maths lessons CODE Maths Hub Daily Fluency Activities - Day 3 Week 5
Thursday- Task your child with writing a 'Defeating the Monster' tale. The monster could be a rainforest predator such as a crocodile or boa constrictor.	Thursday Y3 Get a square piece of paper or a post-it note and ask your child to investigate how many ways they can make $\frac{1}{4}$, $\frac{1}{2}$ etc

Below is an idea of how they might want to represent this.

Y3



Y4 Y4 Get your child to make a tenths poster from one tenth up to ten tenths (whole) using the format below.

Model	Fraction	Decimal	Word Form
	$\frac{1}{10}$	0.1	One tenth

[White Rose Maths](#) online daily maths lessons

[Bitesize Maths](#) online daily maths lessons

[CODE Maths Hub Daily Fluency Activities](#) - Day 4 Week 5

Friday- Your child could create their own tourist leaflet about rainforests. What could a tourist expect to see and do? How should they dress and what should they bring? Ask them to include illustrations of unusual living things!

Friday (theme)- Friday (theme)- Encourage your child to research and compare temperatures and rainfall in the Amazon Rainforest and the UK month on month using the chart below.

Then create an Amazon poster showing key facts.

Try and include facts which showcase your addition and subtraction skills too.

For example what was the total rainfall in the Amazon in March and May?

What is the difference between the month with the most rainfall and the month with the least rainfall? March - August = 262mm - 38mm?

-

Manaus (Central Amazon)

	J	F	M	A	M	J	J	A	S	O	N	D
Rainfall (mm)	249	231	262	221	170	84	58	38	43	107	142	203
Temp (°C)	28	28	28	27	28	28	28	28	29	29	29	29

London

	J	F	M	A	M	J	J	A	S	O	N	D
Rainfall (mm)	52	37	50	45	47	47	60	58	52	75	63	65
Temp (°C)	1	2	5	7	10	15	17	14	11	8	6	5

[White Rose Maths](#) online daily maths lessons

[Bitesize Maths](#) online daily maths lessons

[CODE Maths Hub Daily Fluency Activities](#) - Day 5 Week 5

Learning Project - to be done throughout the week

The project this week aims to provide opportunities for your child to learn more about the world's rainforests. Learning may focus on the plants, animals and insects that inhabit the rainforest, food that originates there and weather patterns. It could look at plants and animals that can be found in the garden too.

- **Amazing Animals-** Ask your child to think about the following: How many different types of animals live in rainforests? Can they name any? What is their diet like? How do they hunt for their prey or hide from predators? Look at these [11 amazing rainforest animals](#). Encourage your child to choose one of the animals and create a poster all about them.
- **Layers of the Rainforest-** Take a look at [this](#) information with your child, all about the layers of the rainforest. Ask your child to try creating their own diagram showing the layers of the rainforest and the animals you can find in each layer. Your child could cut and stick pictures, paint or draw! Can your child categorise the animals?
- **Roar!-** Have a go at [this](#) forest themed GoNoodle! Finished? Ask your child to try making up their own rainforest-themed dance routine to the same song - they could pretend to be a different animal for each dance move! **Recommendation at least 2 hours of exercise a week.**
- **One Step at a Time-** Talk to family members about the deforestation of rainforests and think about how we could help by taking small steps at home. [This](#) article should help get them started! Can your child record their very own advert encouraging people to reduce, reuse, recycle? Encourage them to think about the impact on the environment, animals and their habitats, global warming and the tribes that occupy the rainforests. Alternatively, they could write a jingle about the benefits of recycling and perform this to the family. Share these at [#TheLearningProjects](#).
- **The Problem with Palm Oil-** Take a look at the [Greenpeace website](#) and find out about the effects of palm oil on our planet. Discuss with your child how this affects animals around the world. Ask your child to identify all of the foods in the kitchen that contain palm oil. Can they suggest alternatives for your next shop? Task your child with planning an imaginary charity event to raise funds for [The Orangutan Foundation](#).



Mindfulness

Encouraging your child to have some focused mindfulness time is a great way to help them cope with any difficult feelings or emotions that they might be experiencing at the moment. Mindfulness activities also contribute to brain health and general wellbeing.

Your child can start with short amounts of time and build up as they develop the ability to be still, calm and quiet.

This week we will use sound to help us relax.

You can use this [rainforest music](#) or sit outside in the garden with the sound of nature around you as your focus.

Have your child sit or lie down in a comfortable position with their eyes closed. They might like to use a soft blanket or a cushion so that they feel cozy, safe and relaxed.

Ask them to close their eyes and say still. All they need to do is listen to the music / sounds of nature. If any thoughts pop into their head, you can tell them that the thoughts are just like clouds and float away. Every time a thought comes along, just let it float away like a cloud and continue listening to the sounds.

You can do this for around 5 minutes every day, or for as long as your child wants to focus.

STEM Learning Opportunities #sciencefromhome

Rainforest Resources

- Watch [this](#) video.
- The rainforest is made up of several layers, forest floor, shrub layer, canopy and emergent trees. Look at the Sumatra animal cards [here](#). Where in the forest do you think each of these animals live?

Additional learning resources parents may wish to engage with

- **Maths**
- [Times Table Rockstars](#) and [Numbots](#). Your child can access both of these programmes with their school logins. On Times Table Rockstars, children should aim to play Soundcheck for 20 minutes daily.
- [CODE Maths Hub Daily Fluency Activities](#) - Week 5
- <https://www.topmarks.co.uk/maths-games/daily10> - arithmetic challenges
- IXL online. Click here for [Year 3](#) or here for [Year 4](#). There are interactive games to play and guides for parents.
- [BBC Bitesize](#) - Lots of videos and learning opportunities for all subjects.
- [Classroom Secrets Learning Packs](#) - Reading, writing and maths activities for different ages.
- [Twinkl](#) - Click on the link and sign up using your email address and creating a password. Use the offer code UKTWINKLHELPS.
- [Y3 Talk for Writing Home-school Booklets](#) and [Y4](#) are an excellent resource to support your child's speaking and listening, reading and writing skills.

#TheLearningProjects
in collaboration with



www.robinhoodMAT.co.uk